



The Hawthorne Patio Door Series

The Hawthorne Patio Door Series is a versatile, high performing door designed for renovation and remodeling applications, as well as new construction.

With a uniframe design, the door is offered in two- and three-lite configurations. By adding side lites and/or a transom, the Hawthorne door offers a wide array of design choices. A maximum size of 12 feet wide can be achieved with (3) 4-foot wide lites up to 8 feet high, providing a variety of options to create wide open spaces.



Standard Door Features

- Three-quarter inch insulating glass is standard and can accommodate up to 1-1/4" IG package.
- 4-3/4 inch overall frame depth, available with and without a nail fin.
- For energy efficiency, 0.09 air infiltration rating.
- U Value of 0.26; SHGC of 0.29 with innovative Low E coating.
- Designed for residential DP 40 (72" x 80").
- Duralite® warm edge spacer reduces conductivity and helps reduce the loss of energy when heating and cooling.
- Two point locking hardware for greater security.
- Heavy-duty extruded screen with easy rolling, no jump action, and adjustable rollers for smooth operation.
- Four maintenance free heavy-duty steel rollers.
- Color matched designer handle in white or tan.
- Double weather stripped interlocking sashes to prevent air and water leakage.
- Forty-five standard combinations of interior and exterior color selections. In addition, we can custom match any exterior color.

Optional Door Features

- Blinds between glass.
- Foot lock for added security on two- and three-lite doors.
- Wide variety of grid patterns and styles available. Grids match respective interior and exterior door colors.
- Keyed lock available.
- 3-1/2" exterior casing (flat); welded, mitered corners and a J channel.



Blinds between the Glass

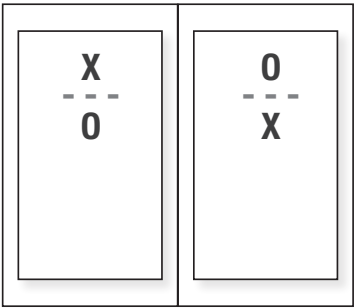
- Adjustable mini blinds are sealed between the two panes of tempered glass. No dusting or cleaning is required.
- Fingertip controls allow the blinds to be easily tilted to an open or closed position. In addition, the blinds can be raised or lowered to allow for more light or privacy.
- Blinds are available in white only.
- Sizes: 72" x 80" and 105-7/8" x 80" (see configurations Note on next page).
- 10-Year warranty on blinds.
- Door is not Energy-Star rated with blinds.




Design Your Open Space

With our two- and three-lite doors along with the option of a side lite and/or a transom, you have the flexibility to configure your patio door the way you want.

2 Lite



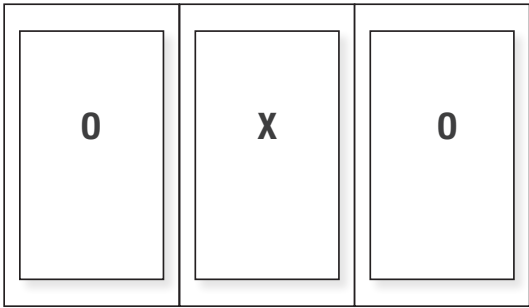
X = Operable Lite O = Fixed Lite




Standard 2-Lite
Rough Opening

60" x 80"	78" x 80"
72" x 80"*	78" x 83"
72" x 83"	96" x 80"

3 Lite






Standard 3-Lite
Rough Opening

105-7/8" x 80"*
105-7/8" x 83"
108" x 80"

Note: All sizes shown are available up to 96" in height and priced as a custom door with a 4-week lead time.


*Note: White blinds available only in: 72" x 80" (XO and OX configuration) and 105-7/8" x 80".



Door Handles

Premium handles are designed to accent today's doors. New contoured shape is both elegant and easy to grasp.

- Color matched, baked enamel designer handle in white or tan. Also available in Brushed Nickel or Faux Oil Rubbed Bronze finish.



Note: A Faux Oil Rubbed Bronze finish is standard when a woodgrain interior is selected, as well as a coated exterior color.

The Hawthorne Patio Door: Efficient

	Dual Glazed	366 Glass	Triple Glazed	366 Glass
U Value	0.26	0.25	0.17	0.17
Solar Heat Gain Coefficient (SHGC)	0.29	0.22	0.25	0.19
Air Infiltration	0.09	0.09	0.09	0.09

The InnovativE® Glass Package comes standard with double strength glass, Low E coating, Duralite® spacer and argon gas fill.

Triple glazed doors will have a U-channel steel spacer.

Create Your Own Open Spaces!



Exterior view of standard 105-7/8" x 80" 3-lite door in white.


Exterior & Interior Colors*

You'll appreciate the many colors available in our Hawthorne door series. Customers can choose from 45 standard mix and match combinations available from our exterior color selections, and interior colors and woodgrain finishes. We can also custom match any exterior color!


*Note: Colors and woodgrains shown are printed representations. Contact your local Alliance Window Systems® dealer to view actual samples.

Exterior color options are available on all Alliance Window Systems® products. When grids are ordered, the color will be made to match exterior frame color.

Standard Interior Colors



White



Tan



Dark Oak



Cherry




Light Oak

Standard Exterior Colors




White



Tan



Clay



Ivory Cream



Dark Bronze



Terra Bronze



Forest Green



Royal Brown



Black

Visit midwaywindows.com

